



ASSESSMENT BY BULGARIAN BUSINESS FEDERATION:

Contact the expert: ([email](#))

Overall progress towards sustainable public finances in Bulgaria 

Assessment of progress in specific policy areas:

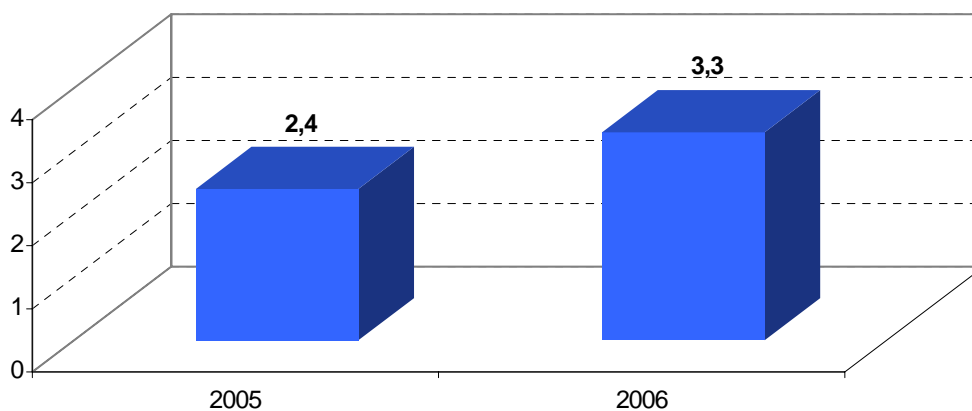
Q 1: Progress towards the **medium-term objective** 

Q 2: Progress in reforms of **social security systems** in view of the projected costs of an ageing population 

S



Public Balance in % of GDP: Bulgaria



Source: European Commission



ASSESSMENT BY BULGARIAN FEDERATION:

Contact the expert: [\(email\)](#)

Overall progress in reforms to create a more competitive business environment in Bulgaria



Assessment of progress in specific policy areas:

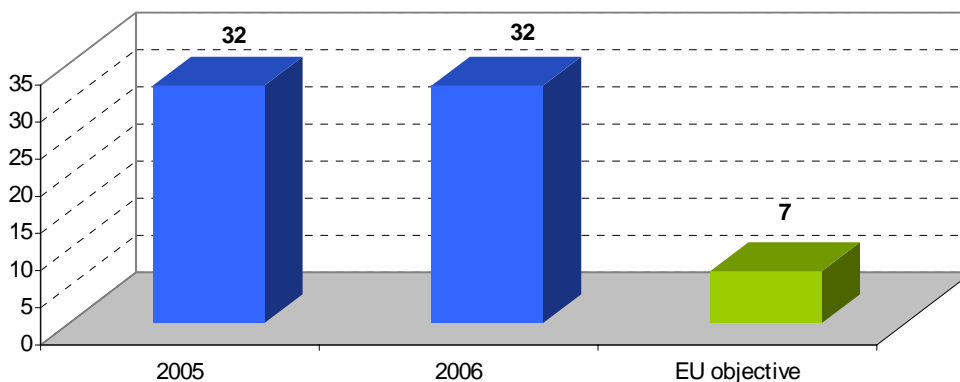
Q 1: Progress in reforms to improve business regulations



Q 2: Progress in reforms to create a supportive environment for SMEs:



Days needed to start a business in: Bulgaria



Source: World Bank



ASSESSMENT BY BULGARIAN BUSINESS FEDERATION:

Contact the expert: [\(email\)](#)

Overall progress in reforms to improve the efficiency of research and innovation policy in Bulgaria



Assessment of progress in specific policy areas:

Q 1: Progress in reforms to improve the research environment



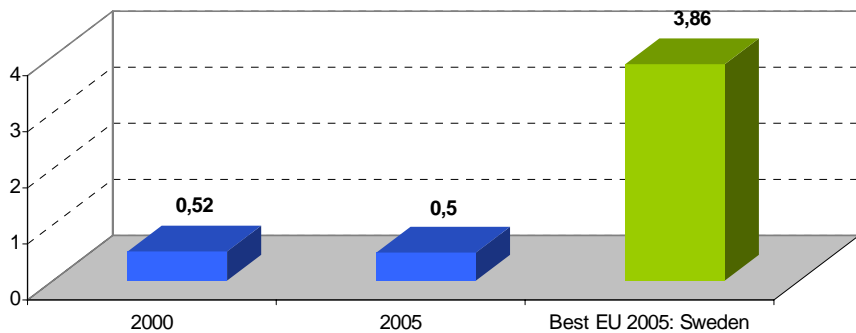
Q 2: Progress in reforms to facilitate and spread the effective use of ICT



Q 3: Progress in reforms to improve conditions for innovation

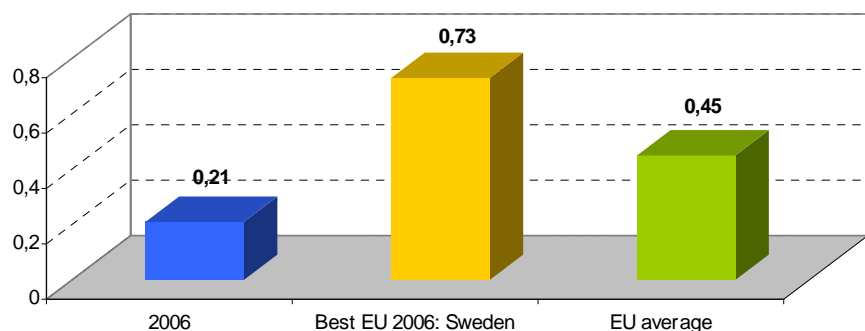


R&D Spending in % of GDP: Bulgaria



Source: Eurostat

EU Innovation Scoreboard¹: Bulgaria



Source: European Commission

¹The EU Innovation Scoreboard aggregates a number of specific indicators measuring the innovation performance into a value between 0 (lowest) and 1 (highest)



ASSESSMENT BY BULGARIAN BUSINESS FEDERATION:

Contact the expert: [\(email\)](#)

Overall progress in reforms to transpose and enforce
internal market legislation in **Bulgaria**



Assessment of progress in specific policy areas:

Q 1: Progress in implementing the internal market for **energy**





ASSESSMENT BY BULGARIAN BUSINESS FEDERATION:

Contact the expert: [\(email\)](#)

Overall progress in reforms to improve the functioning of the labour market in Bulgaria



Assessment of progress in specific policy areas:

Q 2: Progress in reforms to **improve work incentives**



Q 3: Progress in reforms to improve **labour regulation flexibility**



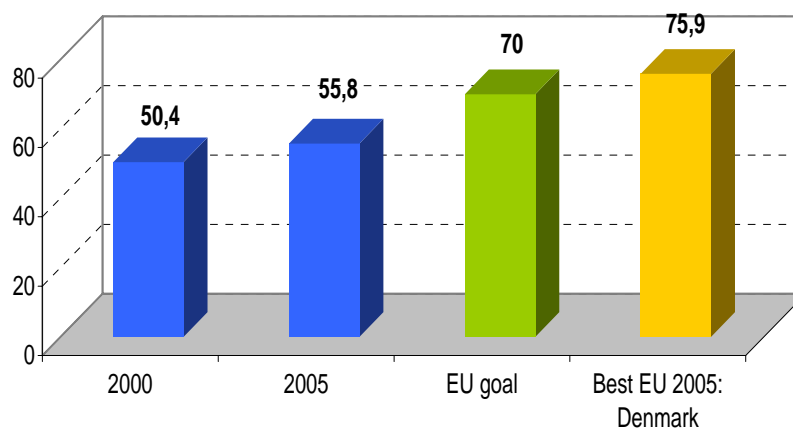
Q 4: Progress in reforms to improve **active labour market policies**



Q 5: Progress in reforms to ensure employment-friendly **labour cost and wage developments**



**Employment Rate in % of Working Age Population:
Bulgaria**



Source: Eurostat



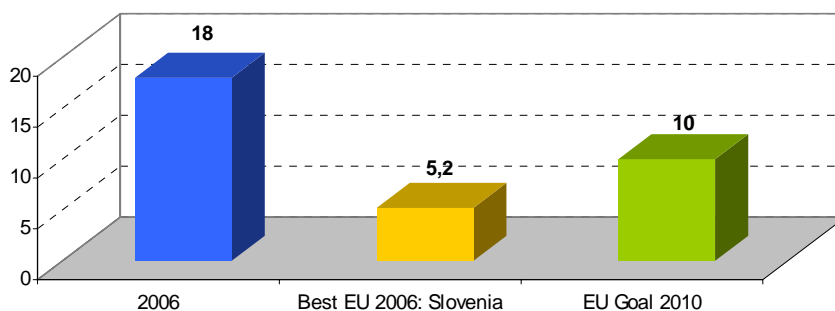
ASSESSMENT BY BULGARIAN BUSINESS FEDERATION:

Contact the expert: [\(email\)](#)

Overall progress in reforms to adapt education and training systems to new labour market requirements in Bulgaria

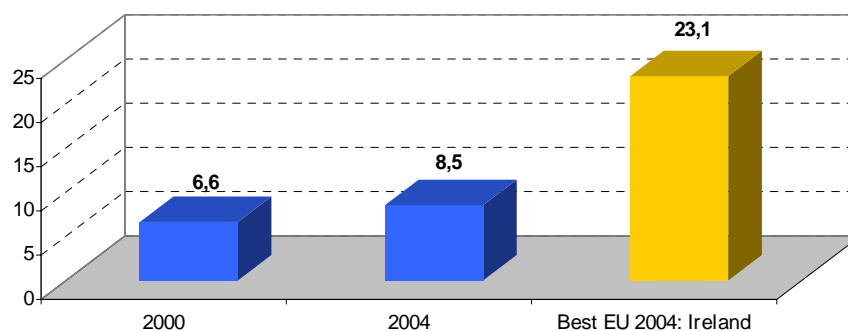


Early School Leavers in % of 18-24 years old with at most lower secondary education: Bulgaria



Source: Eurostat

Science & Technology Graduates per 1000 population aged 20-29 years: Bulgaria



Source: Eurostat