



**ASSESSMENT BY POLISH BUSINESS FEDERATION:**

Contact the expert: [\(email\)](#)

**Overall progress towards sustainable public finances in Poland** 

**Assessment of progress in specific policy areas:**

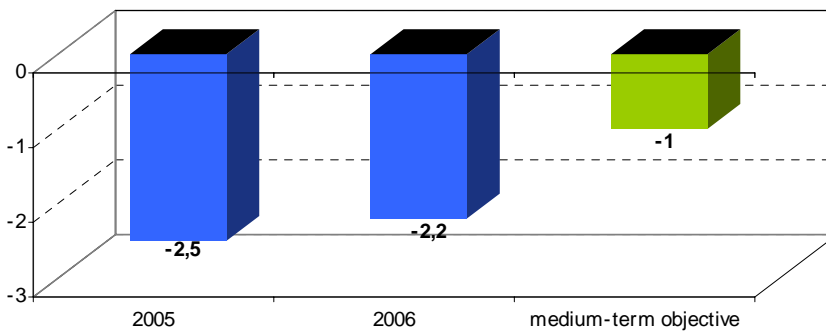
**Q 1: Progress towards the medium-term objective**



**Q 2: Progress in reforms of social security systems in view of the projected costs of an ageing population**

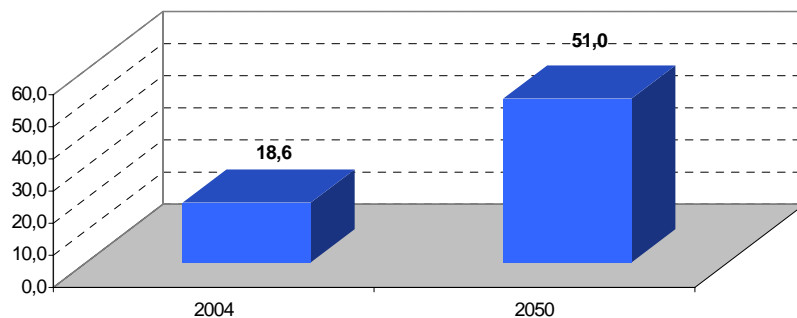


Public Balance in % of GDP: Poland



Source: European Commission

Share of people older than 65 in % of working age people: Poland



Source: European Commission



**ASSESSMENT BY POLISH BUSINESS FEDERATION:**

Contact the expert: [\(email\)](#)

**Overall progress in reforms to create a more competitive business environment in Poland**



**Assessment of progress in specific policy areas:**

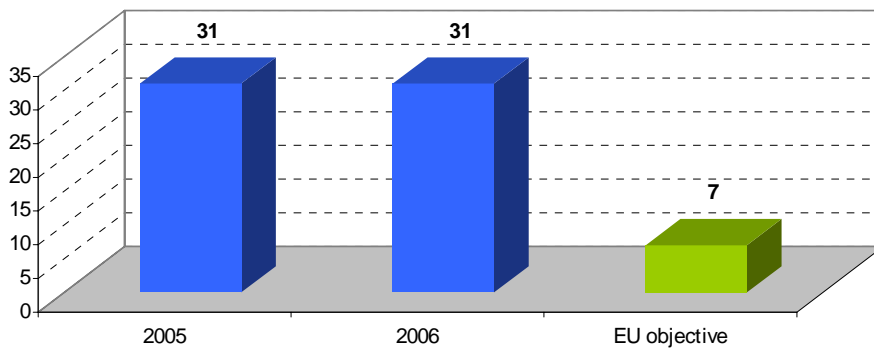
**Q 1: Progress in reforms to improve business regulations**



**Q 2: Progress in reforms to create a supportive environment for SMEs:**

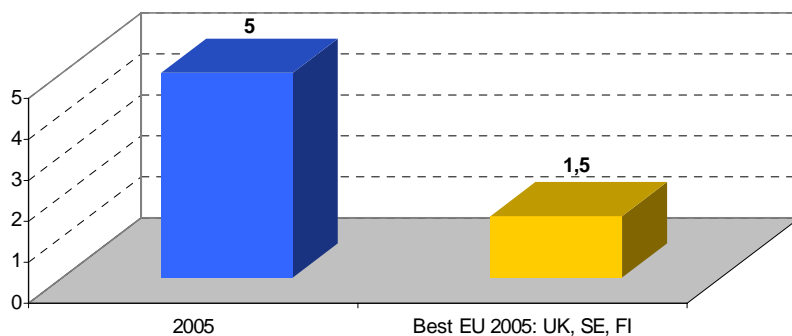


Days needed to start a business in: Poland



Source: World Bank

Administrative burden in % of GDP: Poland



Source: European Commission



**ASSESSMENT BY POLISH BUSINESS FEDERATION:**

Contact the expert: [\(email\)](#)

**Overall progress in reforms to improve the efficiency of research and innovation policy in Poland**



**Assessment of progress in specific policy areas:**

**Q 1:** Progress in reforms to improve the **research environment**



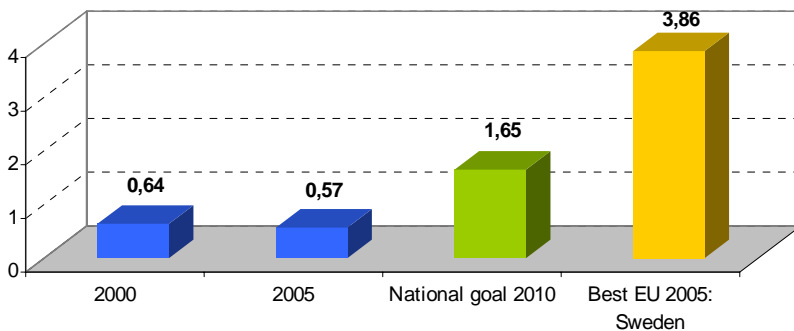
**Q 2:** Progress in reforms to facilitate and spread the **effective use of ICT**



**Q 3:** Progress in reforms to improve **conditions for innovation**

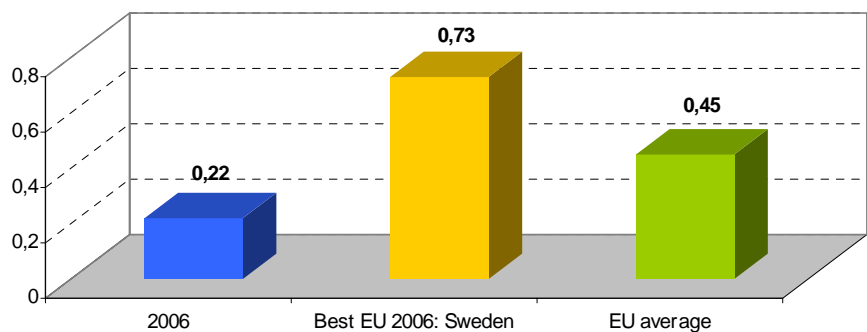


R&D Spending in % of GDP: Poland



Source: Eurostat

EU Innovation Scoreboard<sup>1</sup>: Poland



Source: European Commission  
<sup>1</sup>The EU Innovation Scoreboard aggregates a number of specific indicators measuring the innovation performance into a value between 0 (lowest) and 1 (highest)



**ASSESSMENT BY POLISH BUSINESS FEDERATION:**

Contact the expert: [\(email\)](#)

**Overall progress in reforms to transpose and enforce internal market legislation in Poland**

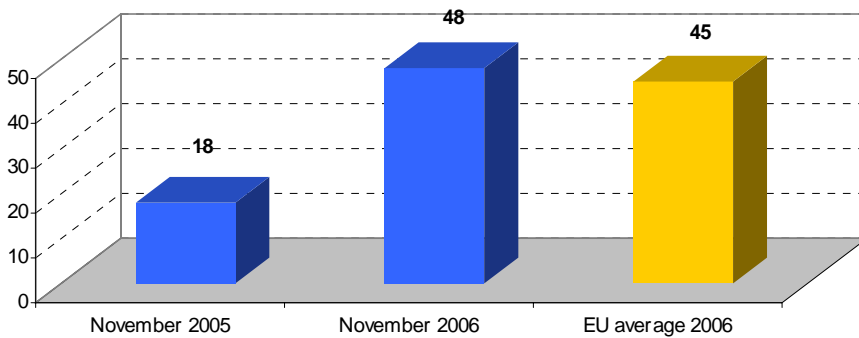


**Assessment of progress in specific policy areas:**

**Q 1: Progress in implementing the internal market for energy**

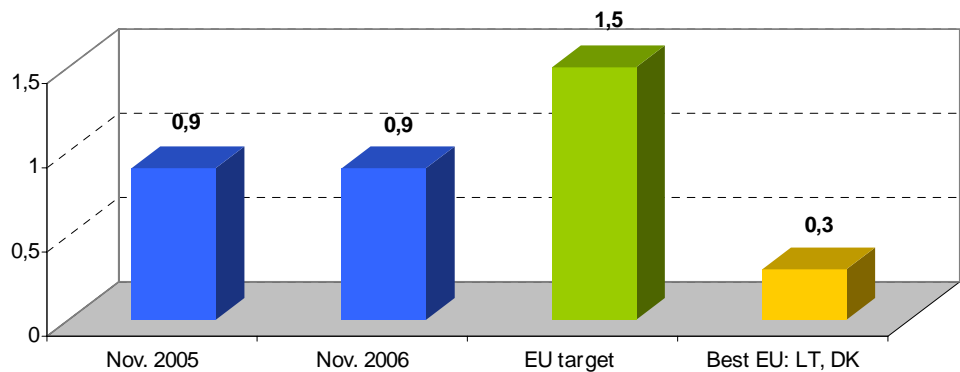


**Infringement Procedures: Poland**



Source: European Commission

**Internal Market Directives not yet transposed in % of all Directives: Poland**



Source: European Commission



**ASSESSMENT BY POLISH BUSINESS FEDERATION:**

Contact the expert: [\(email\)](#)

**Overall progress in reforms to improve the functioning of the labour market in Poland**



**Assessment of progress in specific policy areas:**

**Q 2:** Progress in reforms to **improve work incentives**



**Q 3:** Progress in reforms to improve **labour regulation flexibility**



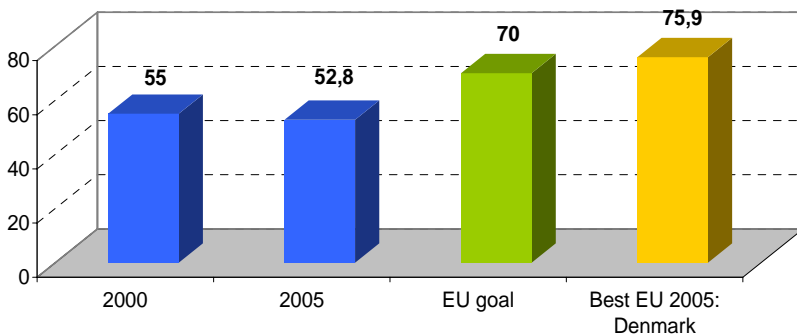
**Q 4:** Progress in reforms to improve **active labour market policies**



**Q 5:** Progress in reforms to ensure employment-friendly **labour cost and wage developments**

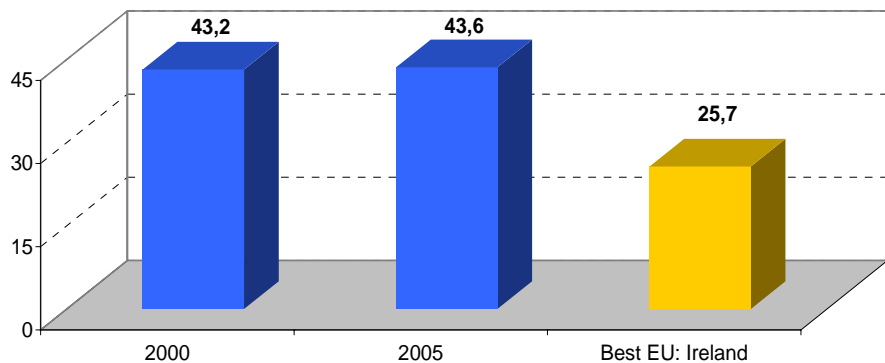


**Employment Rate in % of Working Age Population:  
Poland**



Source: Eurostat

**Tax wedge<sup>1</sup> in: Poland**



Source: OECD

<sup>1</sup> The tax wedge is the share of total labour costs taken by the state in income tax plus employer and employee social security contributions, minus any cash benefits paid



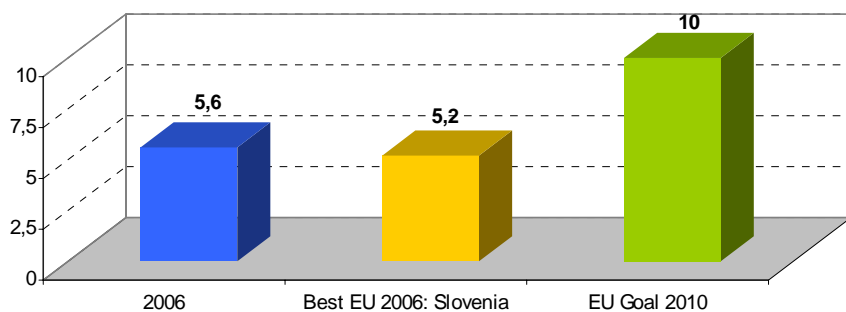
**ASSESSMENT BY POLISH BUSINESS FEDERATION:**

Contact the expert: [\(email\)](#)

**Overall progress in reforms to adapt education and training systems to new labour market requirements in Poland**

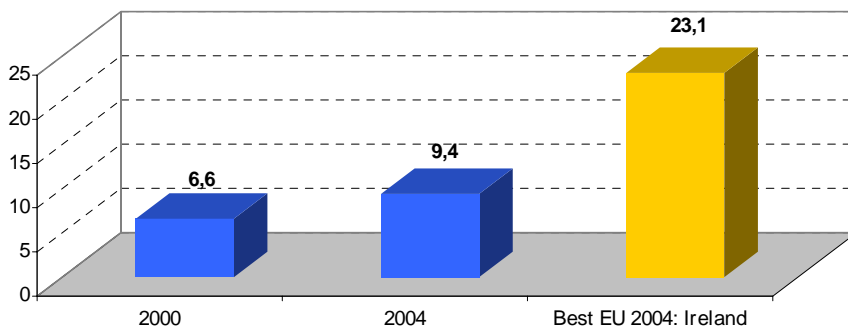


**Early School Leavers in % of 18-24 years old with at most lower secondary education: Poland**



Source: Eurostat

**Science & Technology Graduates per 1000 population aged 20-29 years: Poland**



Source: Eurostat