



ASSESSMENT BY ESTONIAN BUSINESS FEDERATION:

Contact the expert: ([email](#))

Overall progress towards sustainable public finances in Estonia 

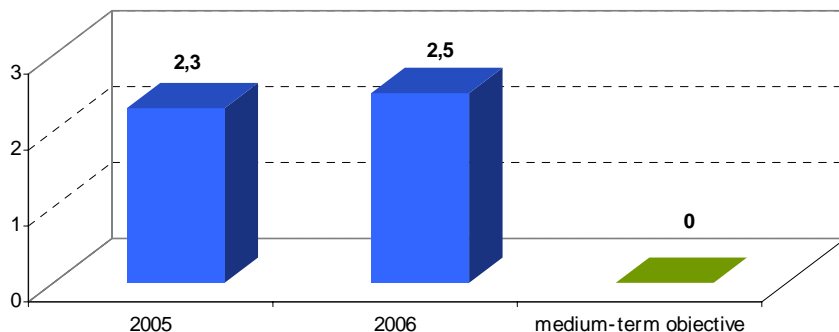
Assessment of progress in specific policy areas:

Q 1: Progress towards the **medium-term objective** 

Q 2: Progress in reforms of **social security systems** in view of the projected costs of an ageing population 

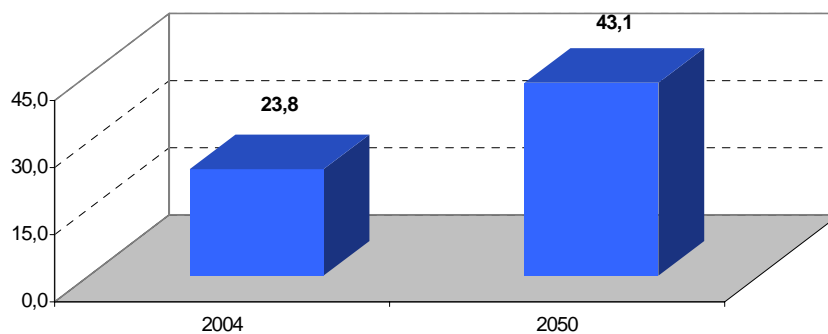


Public Balance in % of GDP: Estonia



Source: European Commission

Share of people older than 65 in % of working age people: Estonia



Source: European Commission



ASSESSMENT BY ESTONIAN BUSINESS FEDERATION:

Contact the expert: [\(email\)](#)

Overall progress in reforms to create a more competitive business environment in Estonia

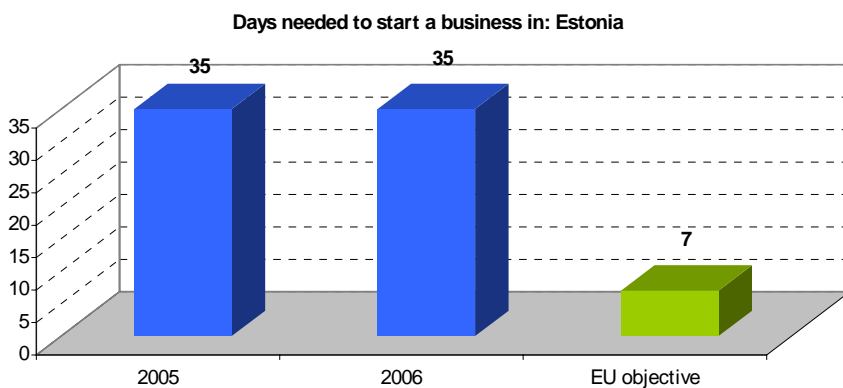


Assessment of progress in specific policy areas:

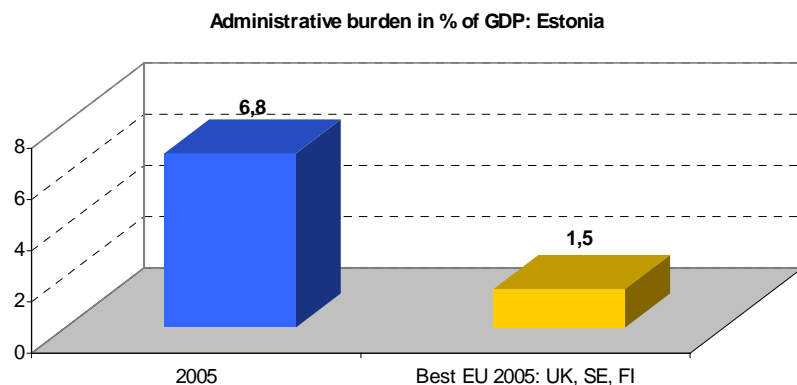
Q 1: Progress in reforms to improve business regulations



Q 2: Progress in reforms to create a supportive environment for SMEs:



Source: World Bank



Source: European Commission



ASSESSMENT BY ESTONIAN BUSINESS FEDERATION:

Contact the expert: [\(email\)](#)

Overall progress in reforms to improve the efficiency of research and innovation policy in Estonia



Assessment of progress in specific policy areas:

Q 1: Progress in reforms to improve the research environment



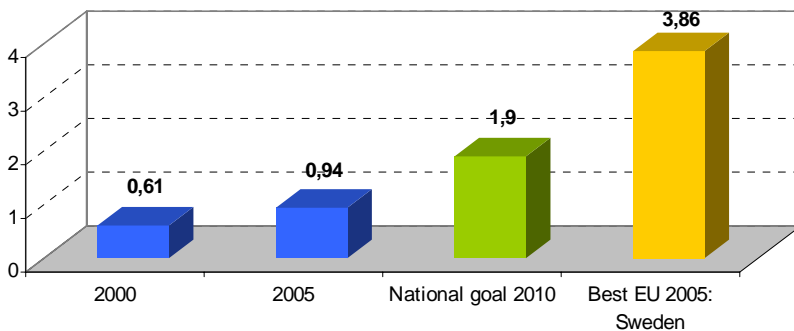
Q 2: Progress in reforms to facilitate and spread the effective use of ICT



Q 3: Progress in reforms to improve conditions for innovation

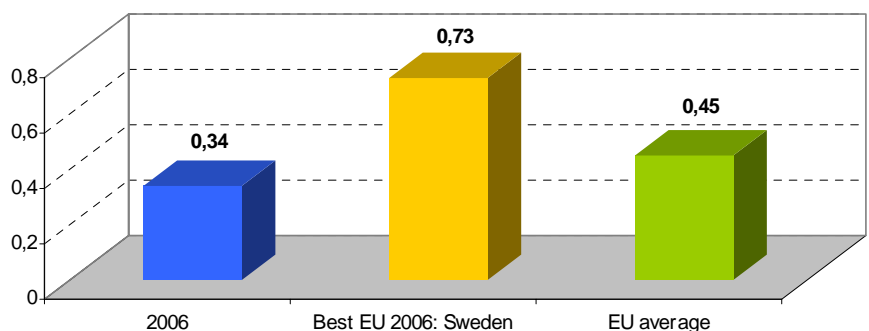


R&D Spending in % of GDP: Estonia



Source: Eurostat

EU Innovation Scoreboard¹: Estonia



Source: European Commission

¹The EU Innovation Scoreboard aggregates a number of specific indicators measuring the innovation performance into a value between 0 (lowest) and 1 (highest)



ASSESSMENT BY ESTONIAN BUSINESS FEDERATION:

Contact the expert: [\(email\)](#)

Overall progress in reforms to transpose and enforce internal market legislation in Estonia

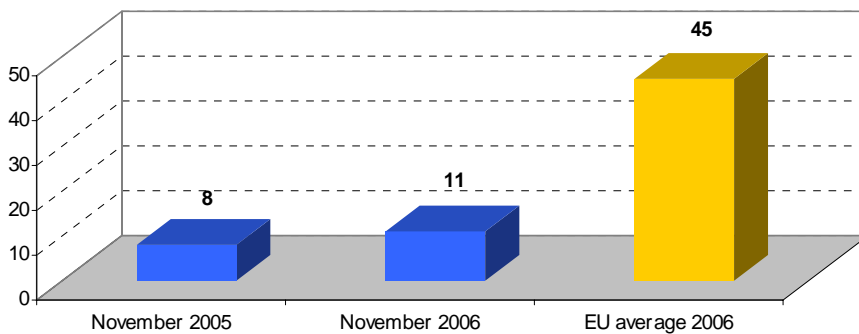


Assessment of progress in specific policy areas:

Q 1: Progress in implementing the internal market for energy

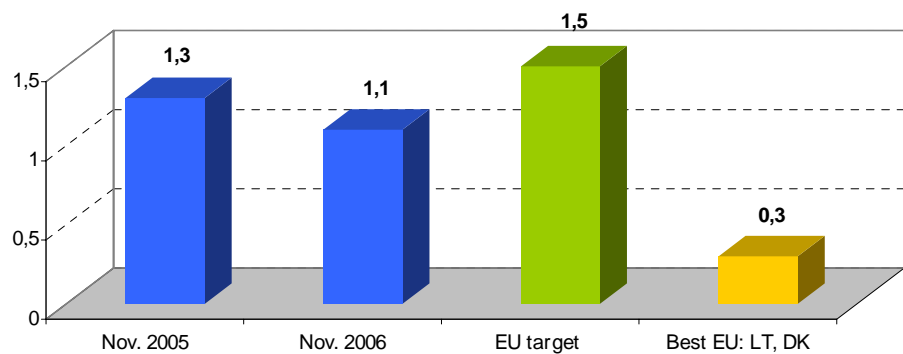


Infringement Procedures: Estonia



Source: European Commission

Internal Market Directives not yet transposed in % of all Directives: Estonia



Source: European Commission



ASSESSMENT BY ESTONIAN BUSINESS FEDERATION:

Contact the expert: [\(email\)](#)

Overall progress in reforms to improve the functioning of the labour market in Estonia



Assessment of progress in specific policy areas:

Q 2: Progress in reforms to **improve work incentives**



Q 3: Progress in reforms to improve **labour regulation flexibility**



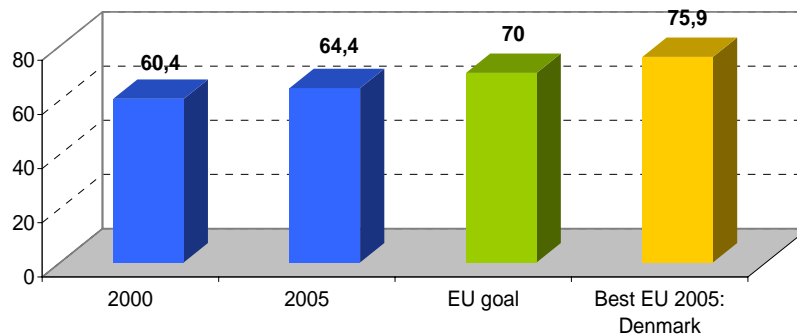
Q 4: Progress in reforms to improve **active labour market policies**



Q 5: Progress in reforms to ensure employment-friendly **labour cost and wage developments**



**Employment Rate in % of Working Age Population:
Estonia**



Source: Eurostat



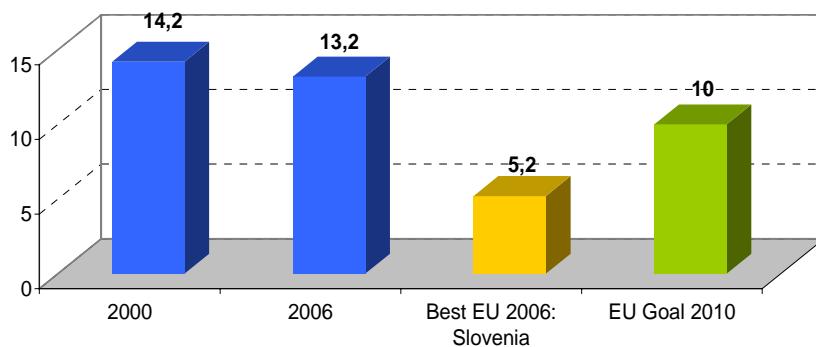
ASSESSMENT BY ESTONIAN BUSINESS FEDERATION:

Contact the expert: [\(email\)](#)

Overall progress in reforms to adapt education and training systems to new labour market requirements in Estonia



Early School Leavers in % of 18-24 years old with at most lower secondary education:
Estonia



Source: Eurostat

Science & Technology Graduates per 1000 population aged 20-29 years: Estonia

Source: Eurostat

