



ASSESSMENT BY FINNISH BUSINESS FEDERATION:

Contact the expert: [\(email\)](#)

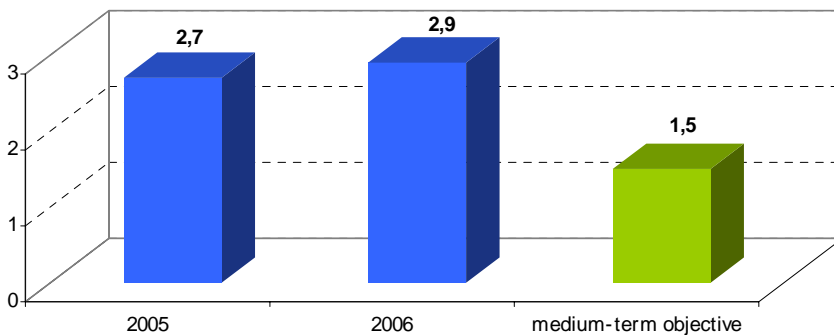
Overall progress towards sustainable public finances in Finland 

Assessment of progress in specific policy areas:

Q 1: Progress towards the **medium-term objective** 

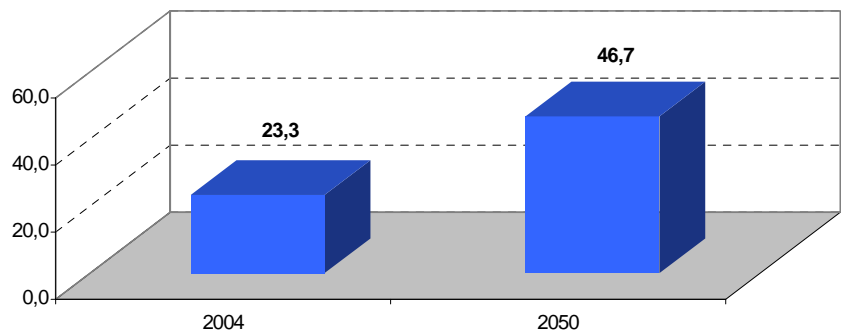
Q 2: Progress in reforms of **social security systems** in view of the projected costs of an ageing population 

Public Balance in % of GDP: Finland



Source: European Commission

Share of people older than 65 in % of working age people: Finland



Source: European Commission



ASSESSMENT BY FINNISH BUSINESS FEDERATION:

Contact the expert: [\(email\)](#)

Overall progress in reforms to create a more competitive business environment in Finland



Assessment of progress in specific policy areas:

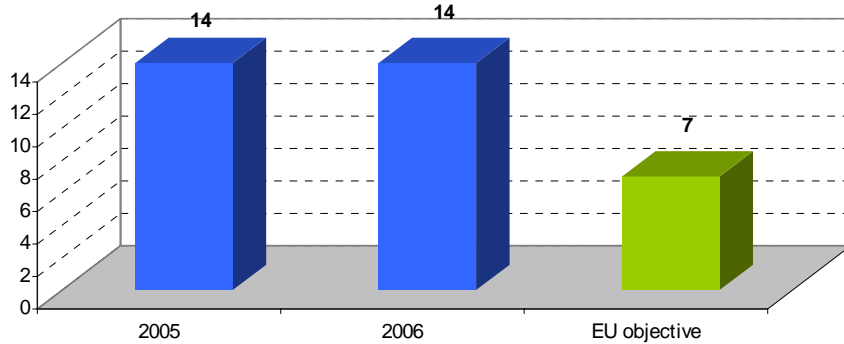
Q 1: Progress in reforms to improve business regulations



Q 2: Progress in reforms to create a supportive environment for SMEs:

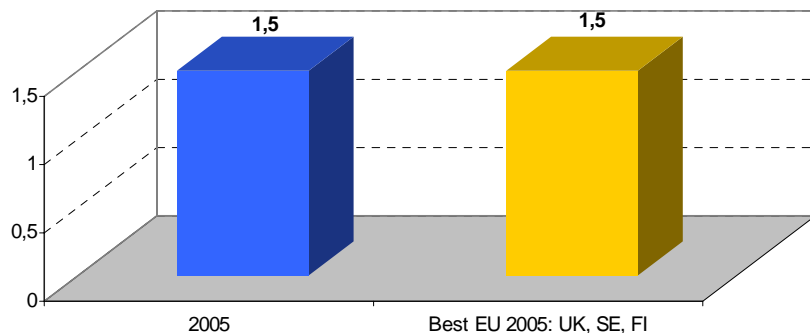


Days needed to start a business in: Finland



Source: World Bank

Administrative burden in % of GDP: Finland



Source: European Commission



ASSESSMENT BY FINNISH BUSINESS FEDERATION:

Contact the expert: [\(email\)](#)

Overall progress in reforms to improve the efficiency of research and innovation policy in Finland



Assessment of progress in specific policy areas:

Q 1: Progress in reforms to improve the research environment



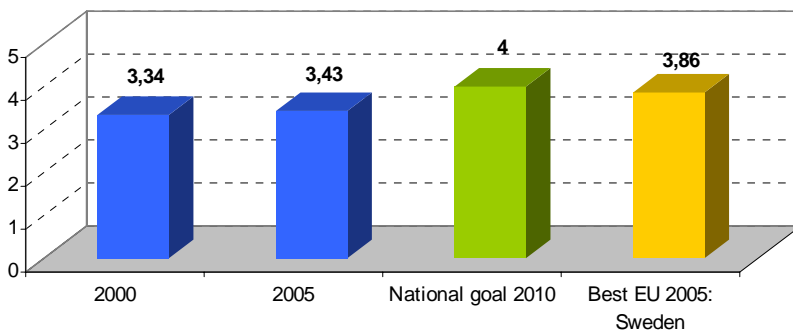
Q 2: Progress in reforms to facilitate and spread the effective use of ICT



Q 3: Progress in reforms to improve conditions for innovation

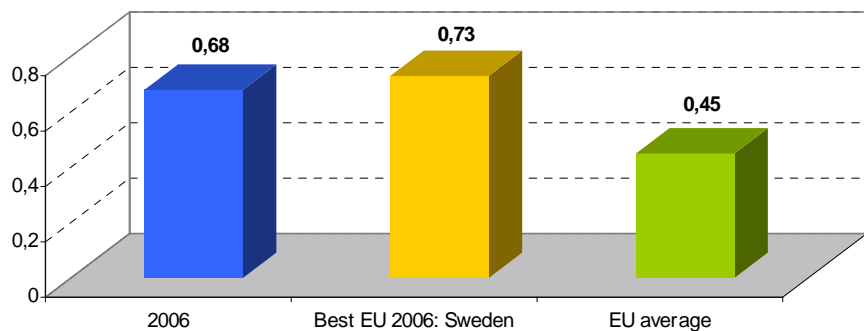


R&D Spending in % of GDP: Finland



Source: Eurostat

EU Innovation Scoreboard¹: Finland



Source: European Commission

¹The EU Innovation Scoreboard aggregates a number of specific indicators measuring the innovation performance into a value between 0 (lowest) and 1 (highest)



ASSESSMENT BY FINNISH BUSINESS FEDERATION:

Contact the expert: [\(email\)](#)

Overall progress in reforms to transpose and enforce internal market legislation in Finland

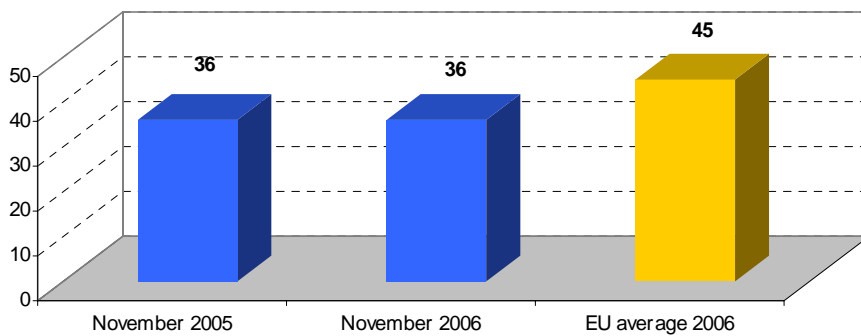


Assessment of progress in specific policy areas:

Q 1: Progress in implementing the internal market for energy

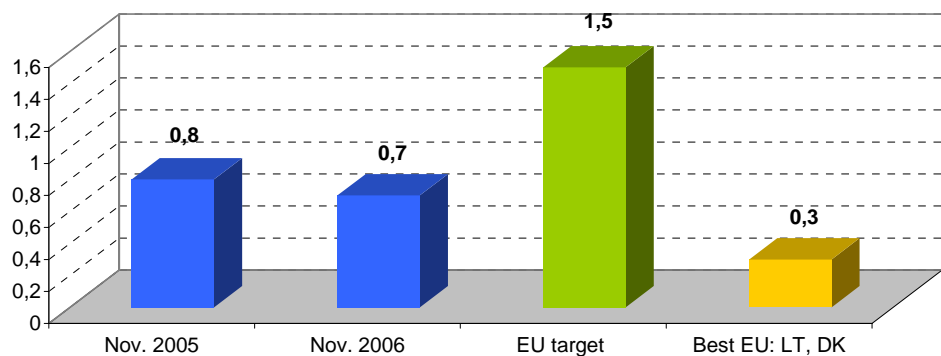


Infringement Procedures: Finland



Source: European Commission

Internal Market Directives not yet transposed in % of all Directives: Finland



Source: European Commission



ASSESSMENT BY FINNISH BUSINESS FEDERATION:

Contact the expert: [\(email\)](#)

Overall progress in reforms to improve the functioning of the labour market in Finland



Assessment of progress in specific policy areas:

Q 2: Progress in reforms to **improve work incentives**



Q 3: Progress in reforms to improve **labour regulation flexibility**



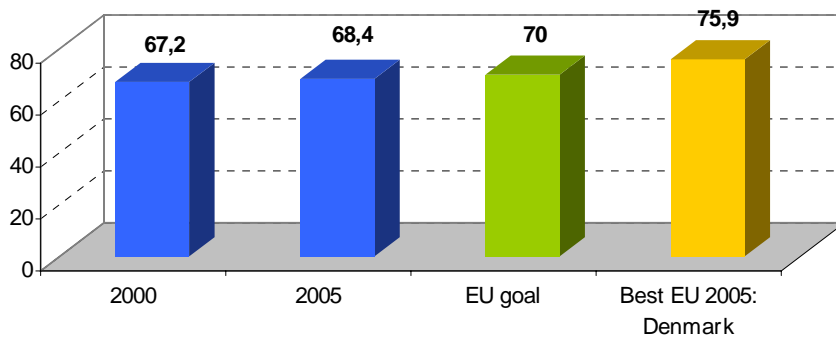
Q 4: Progress in reforms to improve **active labour market policies**



Q 5: Progress in reforms to ensure employment-friendly **labour cost and wage developments**

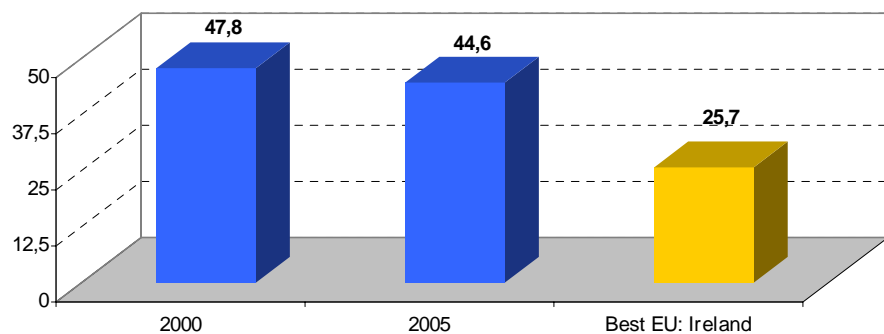


**Employment Rate in % of Working Age Population:
Finland**



Source: Eurostat

Tax wedge¹ in: Finland



Source: OECD

¹ The tax wedge is the share of total labour costs taken by the state in income tax plus employer and employee social security contributions, minus any cash benefits paid



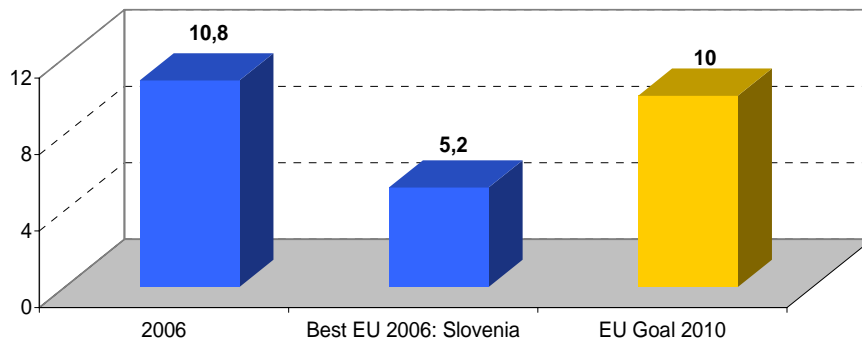
ASSESSMENT BY FINNISH BUSINESS FEDERATION:

Contact the expert: [\(email\)](#)

Overall progress in reforms to adapt education and training systems to new labour market requirements in Finland

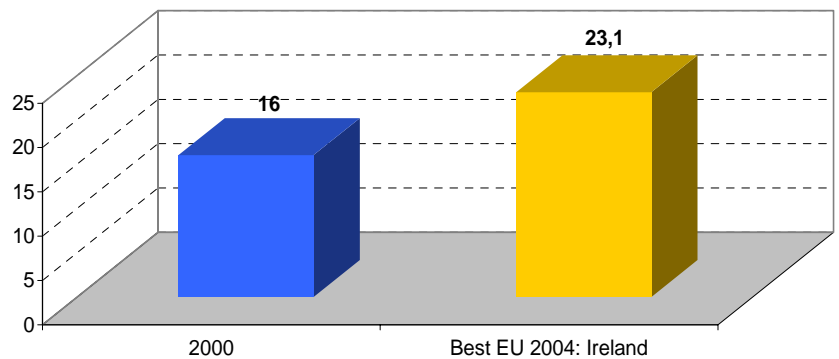


Early School Leavers in % of 18-24 years old with at most lower secondary education:
Finland



Source: Eurostat

Science & Technology Graduates per 1000 population aged 20-29 years: Finland



Source: Eurostat