



ASSESSMENT BY DUTCH BUSINESS FEDERATION:

Contact the expert: [\(email\)](#)

Overall progress towards sustainable public finances in the Netherlands



Assessment of progress in specific policy areas:

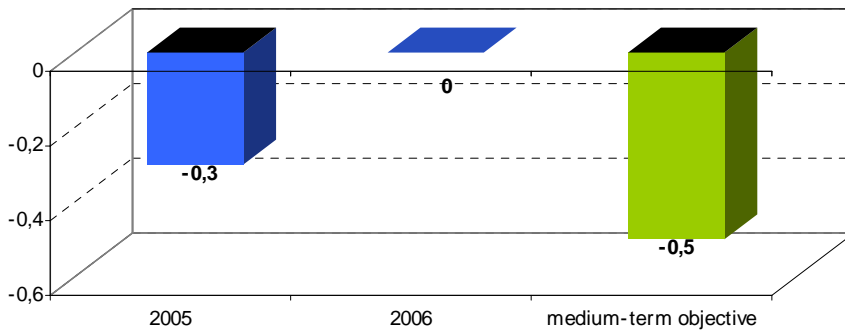
Q 1: Progress towards the **medium-term objective**



Q 2: Progress in reforms of **social security systems** in view of the projected costs of an ageing population

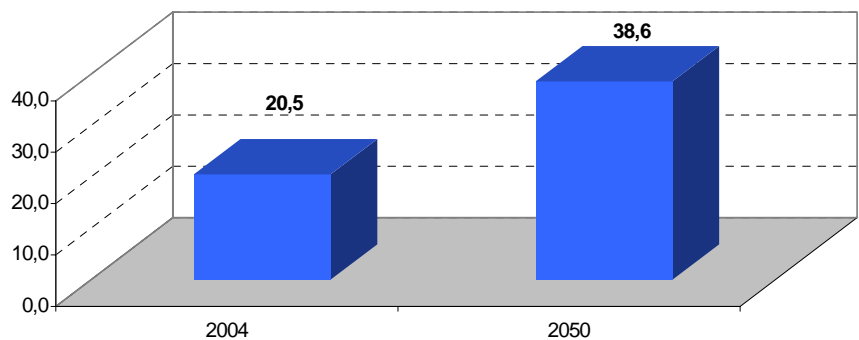


Public Balance in % of GDP: Netherlands



Source: European Commission

Share of people older than 65 in % of working age people: Netherlands



Source: European Commission



ASSESSMENT BY DUTCH BUSINESS FEDERATION:

Contact the expert: [\(email\)](#)

Overall progress in reforms to create a more competitive business environment in the Netherlands



Assessment of progress in specific policy areas:

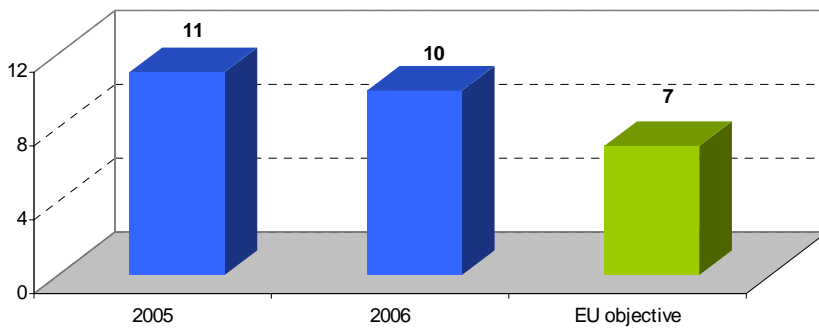
Q 1: Progress in reforms to improve business regulations



Q 2: Progress in reforms to create a supportive environment for SMEs:

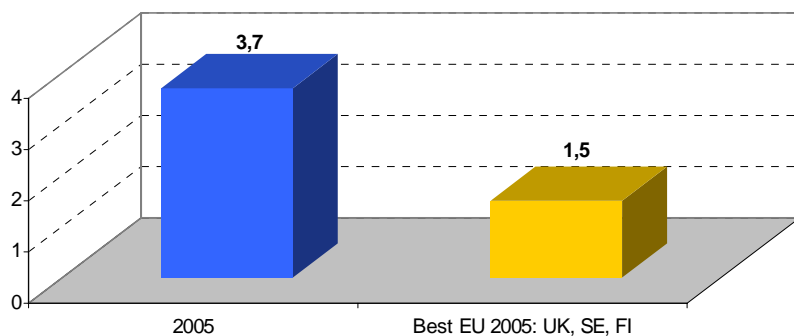


Days needed to start a business in: Netherlands



Source: World Bank

Administrative burden in % of GDP: Netherlands



Source: European Commission



ASSESSMENT BY DUTCH BUSINESS FEDERATION:

Contact the expert: [\(email\)](#)

Overall progress in reforms to improve the efficiency of research and innovation policy in the Netherlands



Assessment of progress in specific policy areas:

Q 1: Progress in reforms to improve the **research environment**



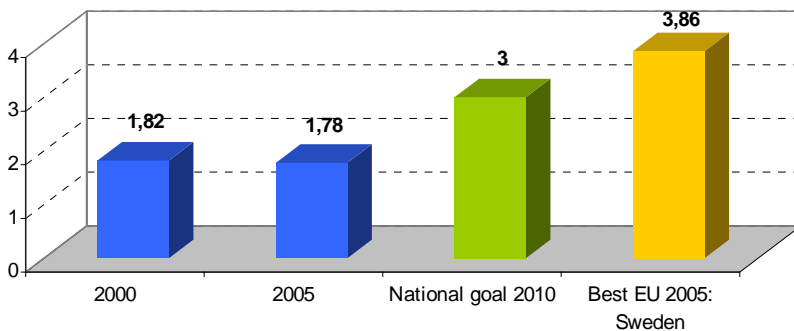
Q 2: Progress in reforms to facilitate and spread the **effective use of ICT**



Q 3: Progress in reforms to improve **conditions for innovation**

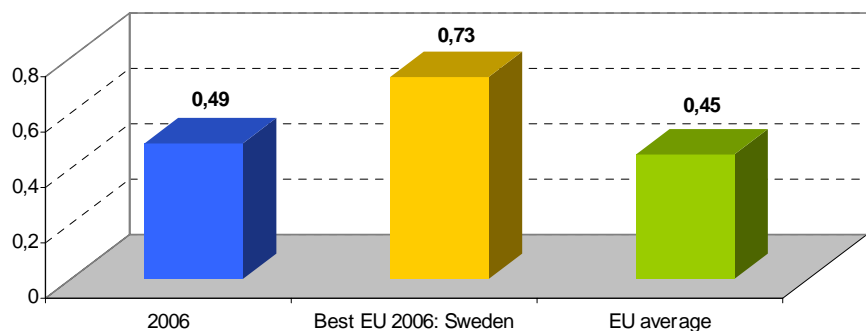


R&D Spending in % of GDP: Netherlands



Source: Eurostat

EU Innovation Scoreboard¹: Netherlands



Source: European Commission

¹The EU Innovation Scoreboard aggregates a number of specific indicators measuring the innovation performance into a value between 0 (lowest) and 1 (highest)



ASSESSMENT BY DUTCH BUSINESS FEDERATION:

Contact the expert: [\(email\)](#)

Overall progress in reforms to transpose and enforce internal market legislation in the Netherlands

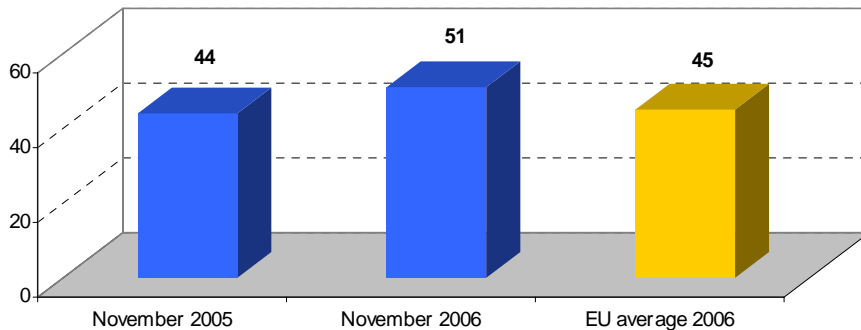


Assessment of progress in specific policy areas:

Q 1: Progress in implementing the internal market for energy

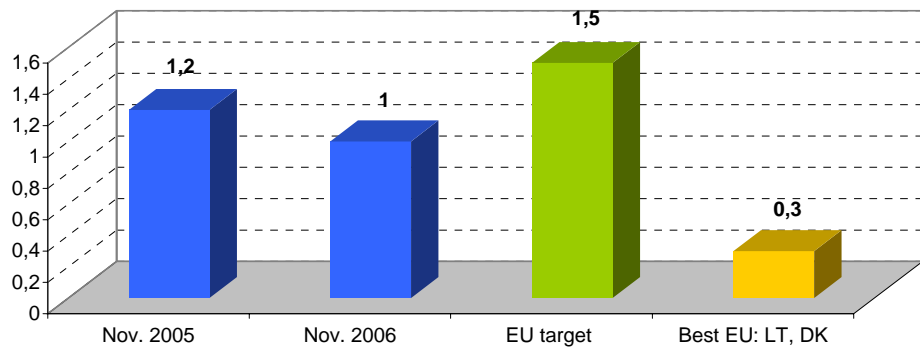


Infringement Procedures: Netherlands



Source: European Commission

Internal Market Directives not yet transposed in % of all Directives: Netherlands



Source: European Commission



ASSESSMENT BY DUTCH BUSINESS FEDERATION:

Contact the expert: [\(email\)](#)

Overall progress in reforms to improve the functioning of the labour market in the Netherlands



Assessment of progress in specific policy areas:

Q 2: Progress in reforms to **improve work incentives**



Q 3: Progress in reforms to improve **labour regulation flexibility**



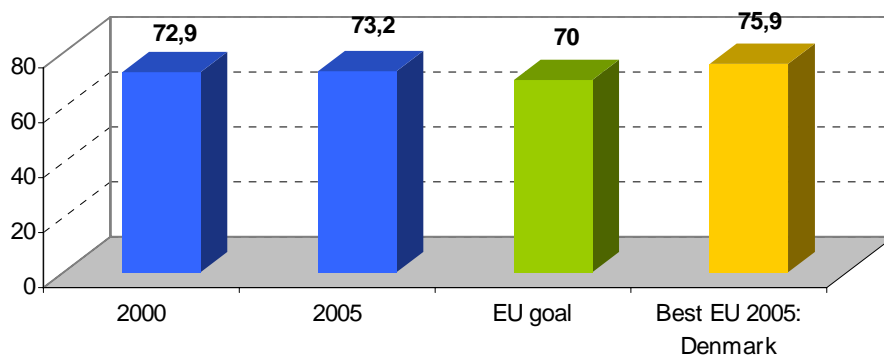
Q 4: Progress in reforms to improve **active labour market policies**



Q 5: Progress in reforms to ensure employment-friendly **labour cost and wage developments**



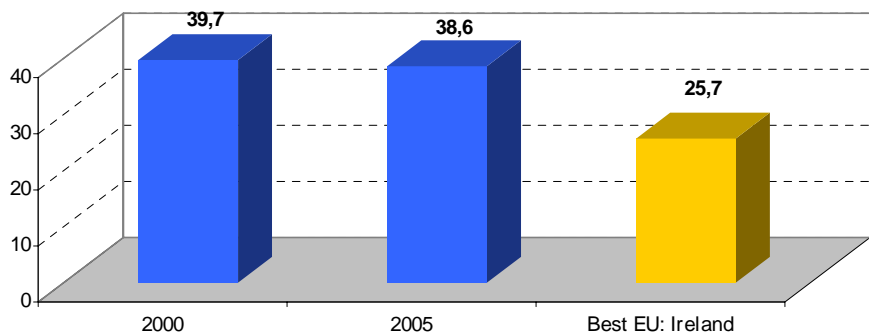
**Employment Rate in % of Working Age Population:
Netherlands**



Source: Eurostat

Tax wedge¹ in: Netherlands

Source: OECD
 1 The tax wedge is the share of total labour costs taken by the state in income tax plus employer and employee social security contributions, minus any cash benefits paid





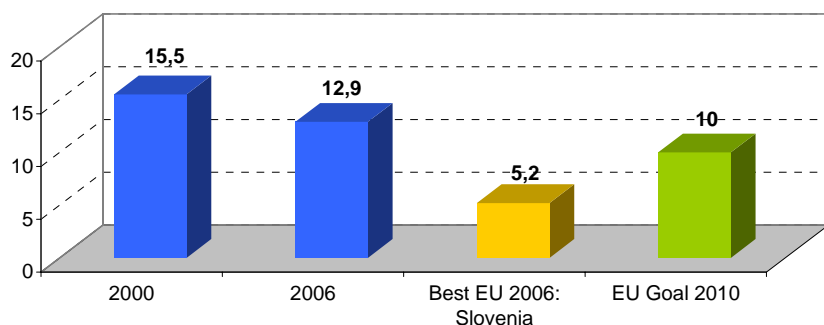
ASSESSMENT BY DUTCH BUSINESS FEDERATION:

Contact the expert: [\(email\)](#)

Overall progress in reforms to adapt education and training systems to new labour market requirements in the Netherlands

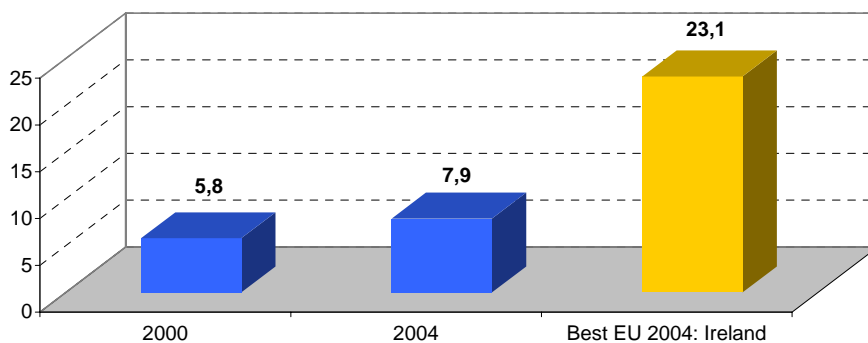


Early School Leavers in % of 18-24 years old with at most lower secondary education: Netherlands



Source: Eurostat

Science & Technology Graduates per 1000 population aged 20-29 years: Netherlands



Source: Eurostat