



## ASSESSMENT BY FRENCH BUSINESS FEDERATION:

Contact the expert ([email](#))

Overall progress towards **sustainable public finances** in France



### Assessment of progress in specific policy areas:

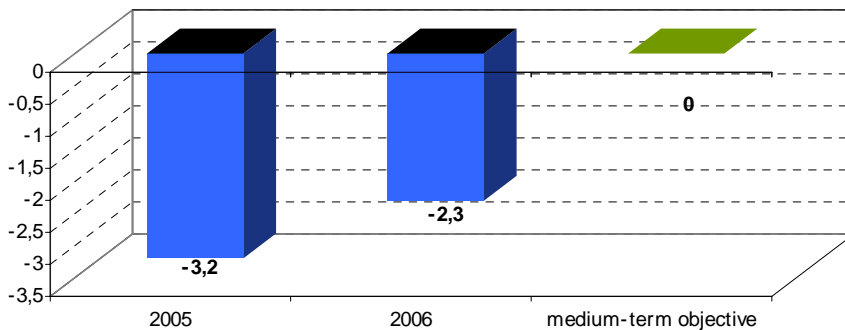
Q 1: Progress towards the **medium-term objective**



Q 2: Progress in reforms of **social security systems** in view of the projected costs of an ageing population

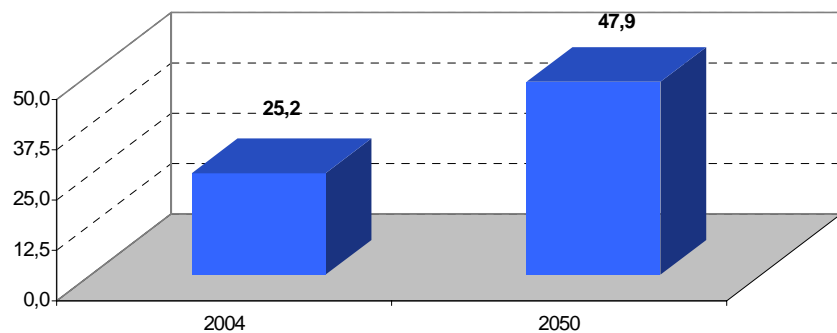


Public Balance in % of GDP: France



Source: European Commission

Share of people older than 65 in % of working age people: France



Source: European Commission



## ASSESSMENT BY FRENCH BUSINESS FEDERATION:

Contact the expert: [\(email\)](#)

**Overall progress in reforms to create a more competitive business environment in France**



### Assessment of progress in specific policy areas:

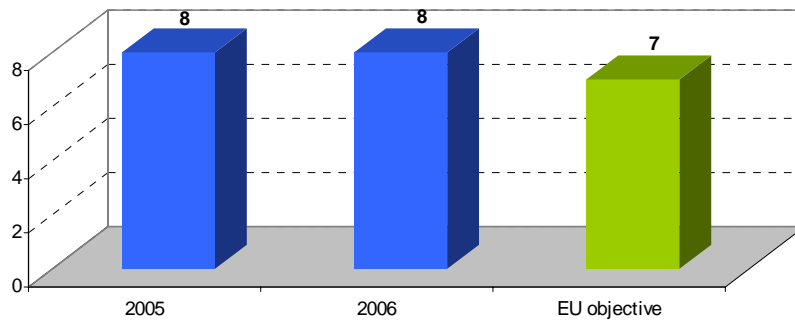
**Q 1:** Progress in reforms to improve **business regulations**



**Q 2:** Progress in reforms to create a **supportive environment for SMEs:**

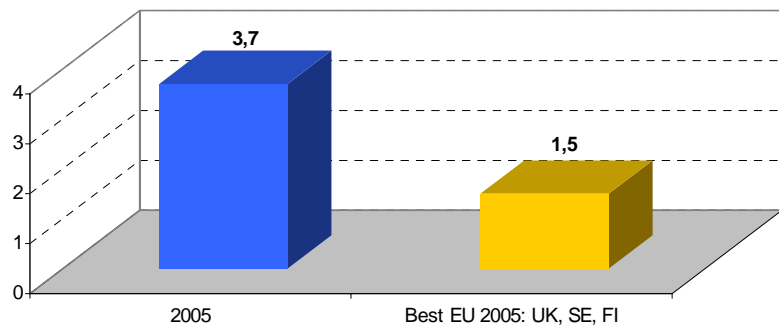


Days needed to start a business in: France



Source: World Bank

Administrative burden in % of GDP: France



Source: European Commission



## ASSESSMENT BY FRENCH BUSINESS FEDERATION:

Contact the expert: [\(email\)](#)

**Overall progress in reforms to improve the efficiency of research and innovation policy in France**



### Assessment of progress in specific policy areas:

**Q 1: Progress in reforms to improve the research environment**



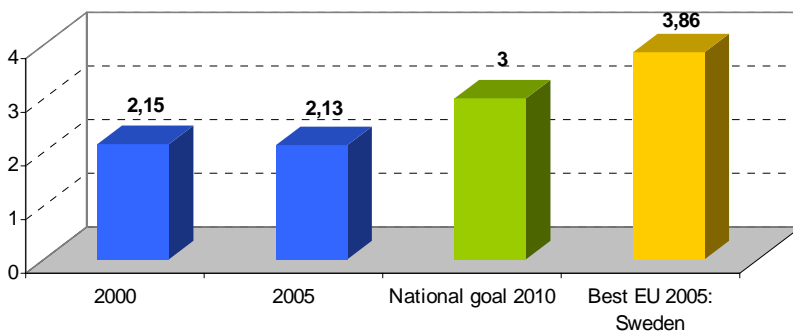
**Q 2: Progress in reforms to facilitate and spread the effective use of ICT**



**Q 3: Progress in reforms to improve conditions for innovation**

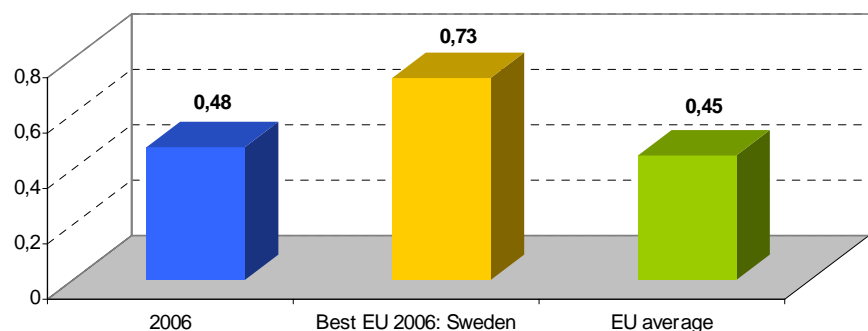


R&D Spending in % of GDP: France



Source: Eurostat

EU Innovation Scoreboard<sup>1</sup>: France



Source: European Commission

<sup>1</sup>The EU Innovation Scoreboard aggregates a number of specific indicators measuring the innovation performance into a value between 0 (lowest) and 1 (highest)



**ASSESSMENT BY FRENCH BUSINESS FEDERATION:**

Contact the expert: [\(email\)](#)

**Overall progress in reforms to transpose and enforce internal market legislation in France**

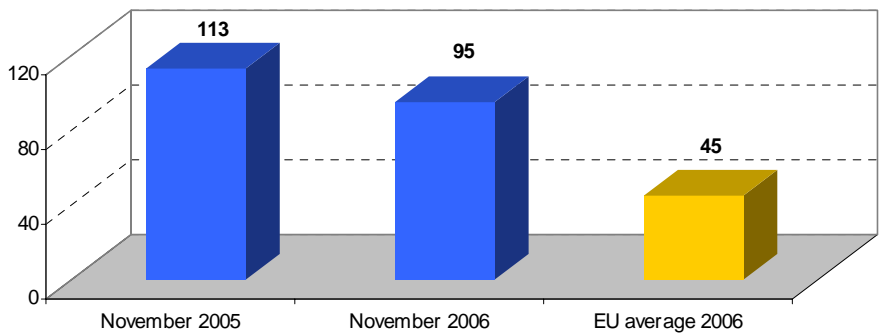


**Assessment of progress in specific policy areas:**

**Q 1: Progress in implementing the internal market for energy**

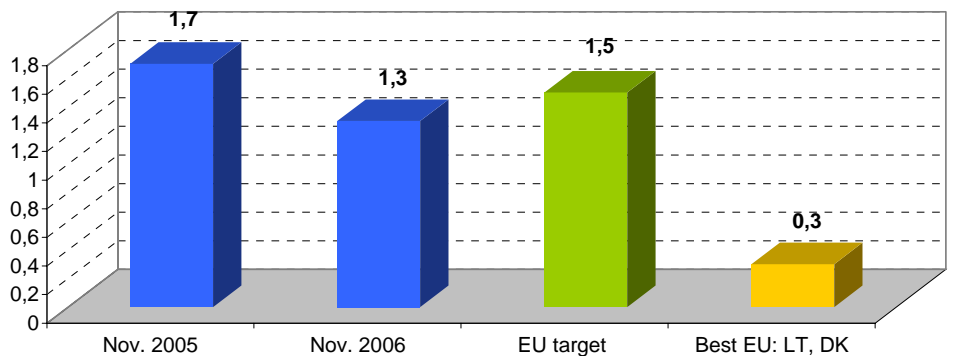


**Infringement Procedures: France**



Source: European Commission

**Internal Market Directives not yet transposed in % of all Directives: France**



Source: European Commission



**ASSESSMENT BY FRENCH BUSINESS FEDERATION:**

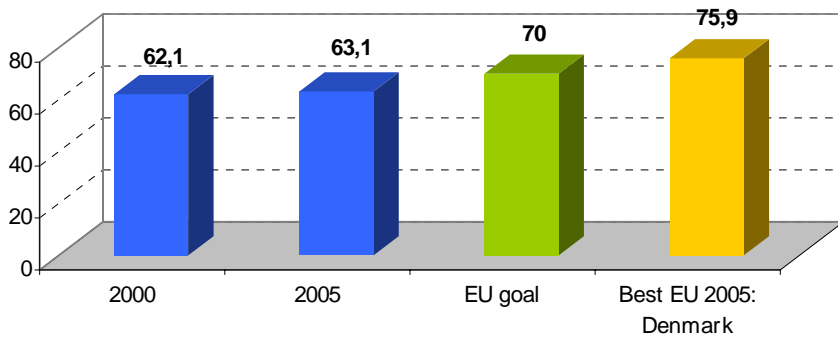
Contact the expert: [\(email\)](#)

**Overall progress in reforms to improve the functioning of the labour market in France** 😊

**Assessment of progress in specific policy areas:**

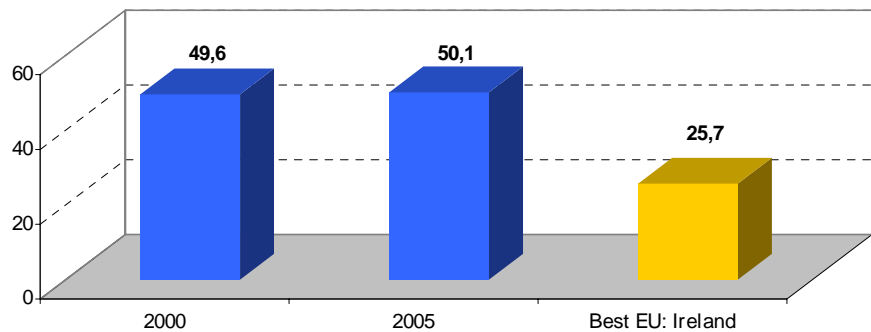
- Q 2: Progress in reforms to **improve work incentives** 😊
- Q 3: Progress in reforms to improve **labour regulation flexibility** 😊
- Q 4: Progress in reforms to improve **active labour market policies** 😊
- Q 5: Progress in reforms to ensure employment-friendly **labour cost and wage developments** 😞

Employment Rate in % of Working Age Population:  
France



Source: Eurostat

Tax wedge<sup>1</sup> in: France



Source: OECD

<sup>1</sup> The tax wedge is the share of total labour costs taken by the state in income tax plus employer and employee social security contributions, minus any cash benefits paid



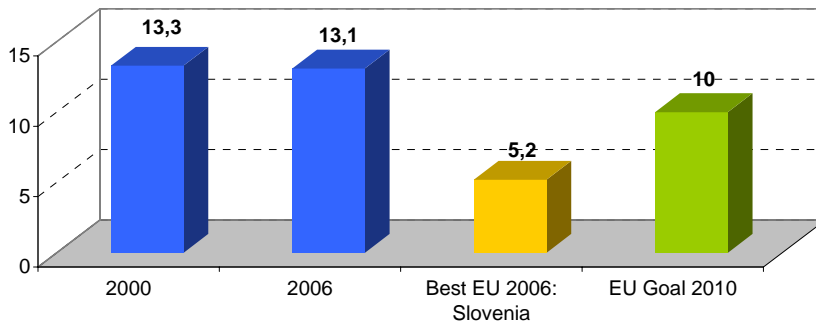
## ASSESSMENT BY FRENCH BUSINESS FEDERATION:

Contact the expert: [\(email\)](#)

**Overall progress in reforms to adapt education and training systems to new labour market requirements in France**

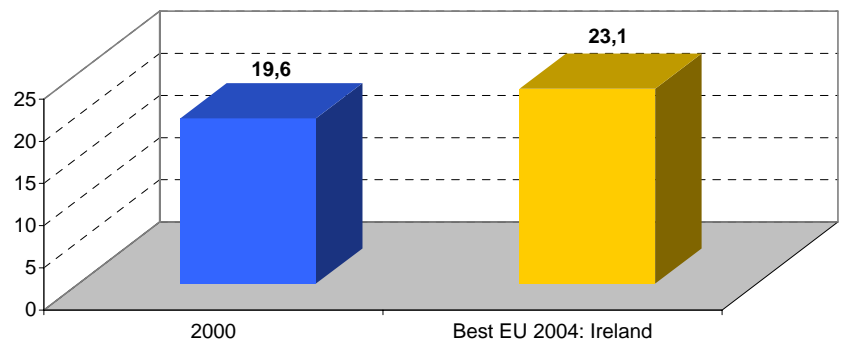


Early School Leavers in % of 18-24 years old with at most lower secondary education:  
France



Source: Eurostat

Science & Technology Graduates per 1000 population aged 20-29 years: France



Source: Eurostat